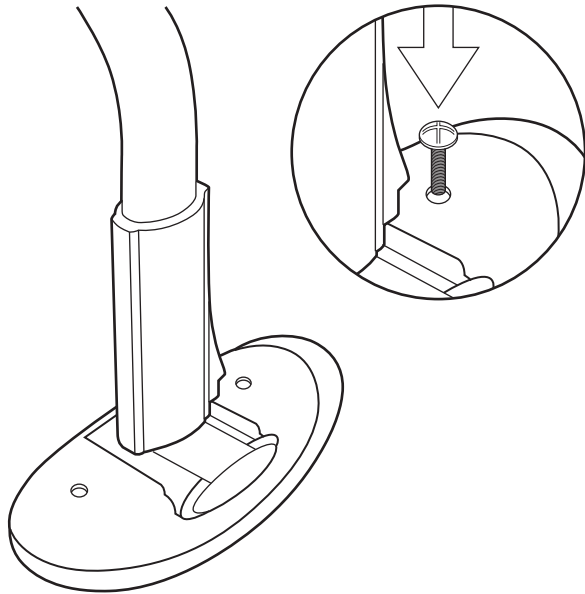


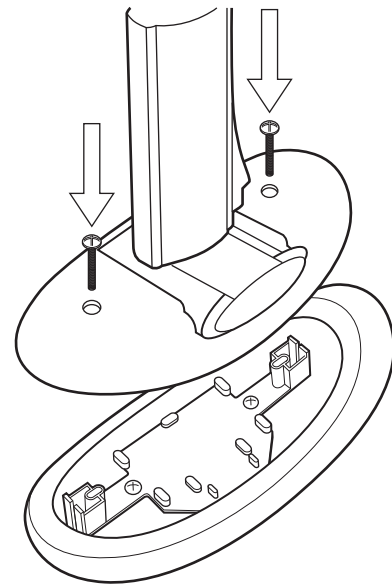


Criterion Replacement Arm Pads

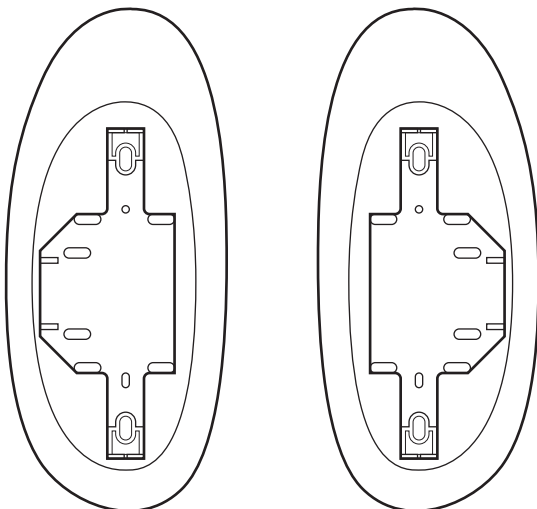
- 1) Remove the three bolts and detach arm bar from the chair. Place arms upside-down on a stable worksurface and remove original screws.



- 3) Place the completed armpad beneath the arms and align the holes with the spacer. Use the four 6-32 x 1.5" pan head machine screws to attach the arm pads to the arms.



- 2) Place new arm pads upside down and install spacers using the four 8-32 x 3/8" pan head machine screws provided with the kit.



- 4) Use the three original arm bolts to attach the bar to the chair. Test the assembly by rocking arms back and forth before using the chair. If any connections are loose, re-tighten the bolts.

